

Scaled data based on original data using
LM-79-08 Approved Method: Electrical and Photometric Measurements of Solid-
State Lighting Products

Test Report Prepared for
Cooper Lighting Solutions
(formerly Eaton)

Brand: McGRAW-EDISON

Report Number: P386159

Luminaire Tested: **GWC-SA1D-735-U-RW**

Issue Date: 3/3/2020

Test Information

Test Method: LM-79-08
Report Number: P386159
TEST IS SCALED FROM IESNA LM-79-08 TEST DATA (G2-1903-205-7)
Test Lab: INNOVATION CENTER
Issue Date: 3/3/2020
Manufacturer: COOPER LIGHTING SOLUTIONS (FORMERLY EATON)
Product Line: MCGRAW-EDISON
Catalog Number: GWC-SA1D-735-U-RW
Description: GALLEON WALL LUMINAIRE
(1) 70 CRI, 3500K, 1200mA LIGHTSQUARE WITH 16 LEDS AND RECTANGULAR WIDE OPTICS
Light Source: -
Ballast/Driver: ELECTRONIC DRIVER

Summary

Lumens per Lamp: N/A
Luminaire Lumens: 7958.5 lumens
Efficiency: N/A
Efficacy: 118.8 lumens/watt
Luminous Opening: Rectangular (W 0.5' x L: 0.5' x H: 0')
IES Classification: Type III - Short
BUG Rating: B3 - U0 - G3

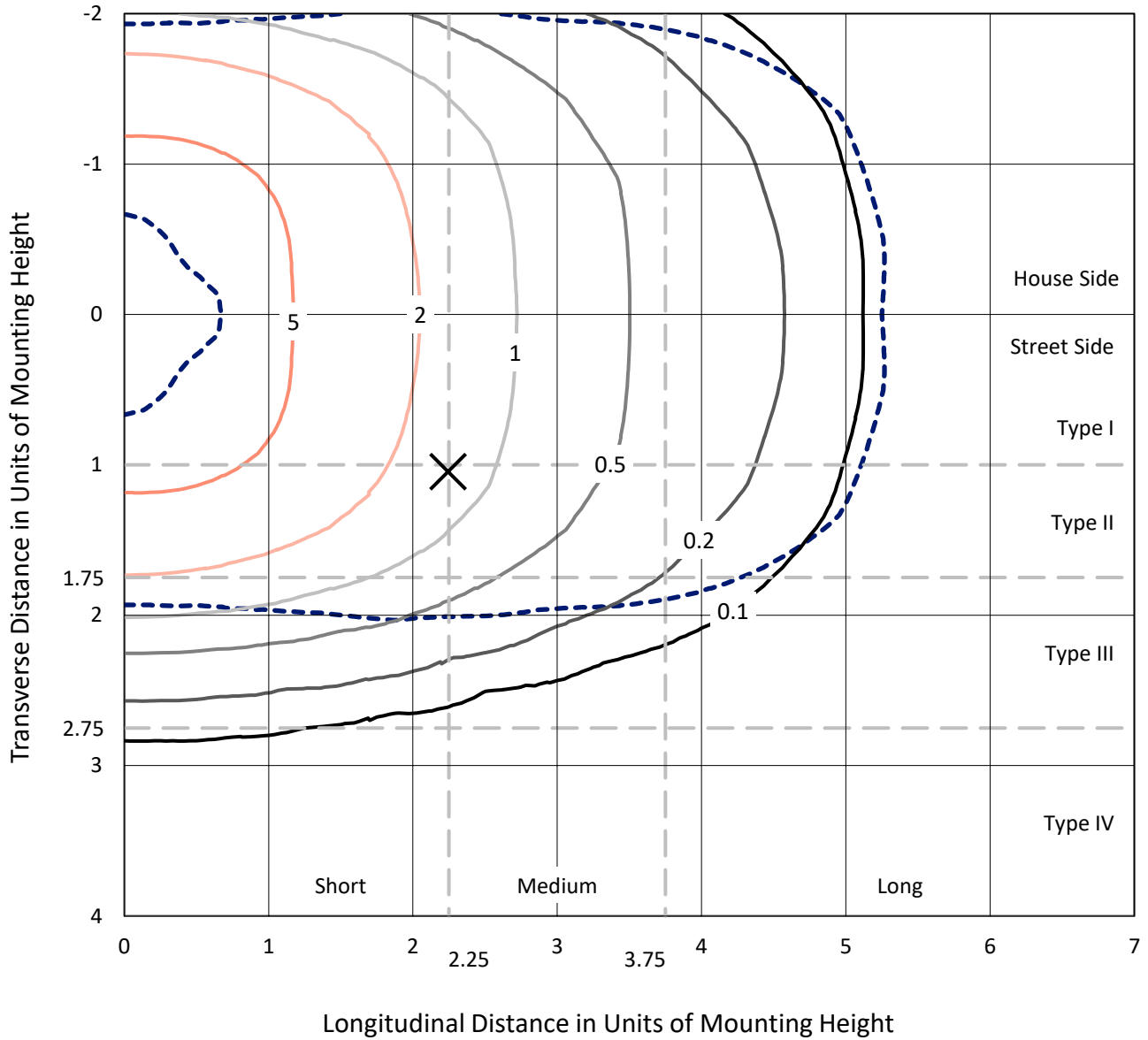
Input Watts (W): 67
Input Voltage (V): NR
Input Current (Ain): NR
Voltage Rise (V): NR
Power Factor: NR
Total Harmonic Distortion (THDi): NR
Frequency (hertz): 60
Stabilization Time: NR
Operation Time: NR
Ambient Temperature (°C): NR
Test Distance: 24 FT



REPORT NUMBER: P386159
 CATALOG NUMBER: GWC-SA1D-735-U-RW

Iso-Footcandle Lines of Horizontal Illumination

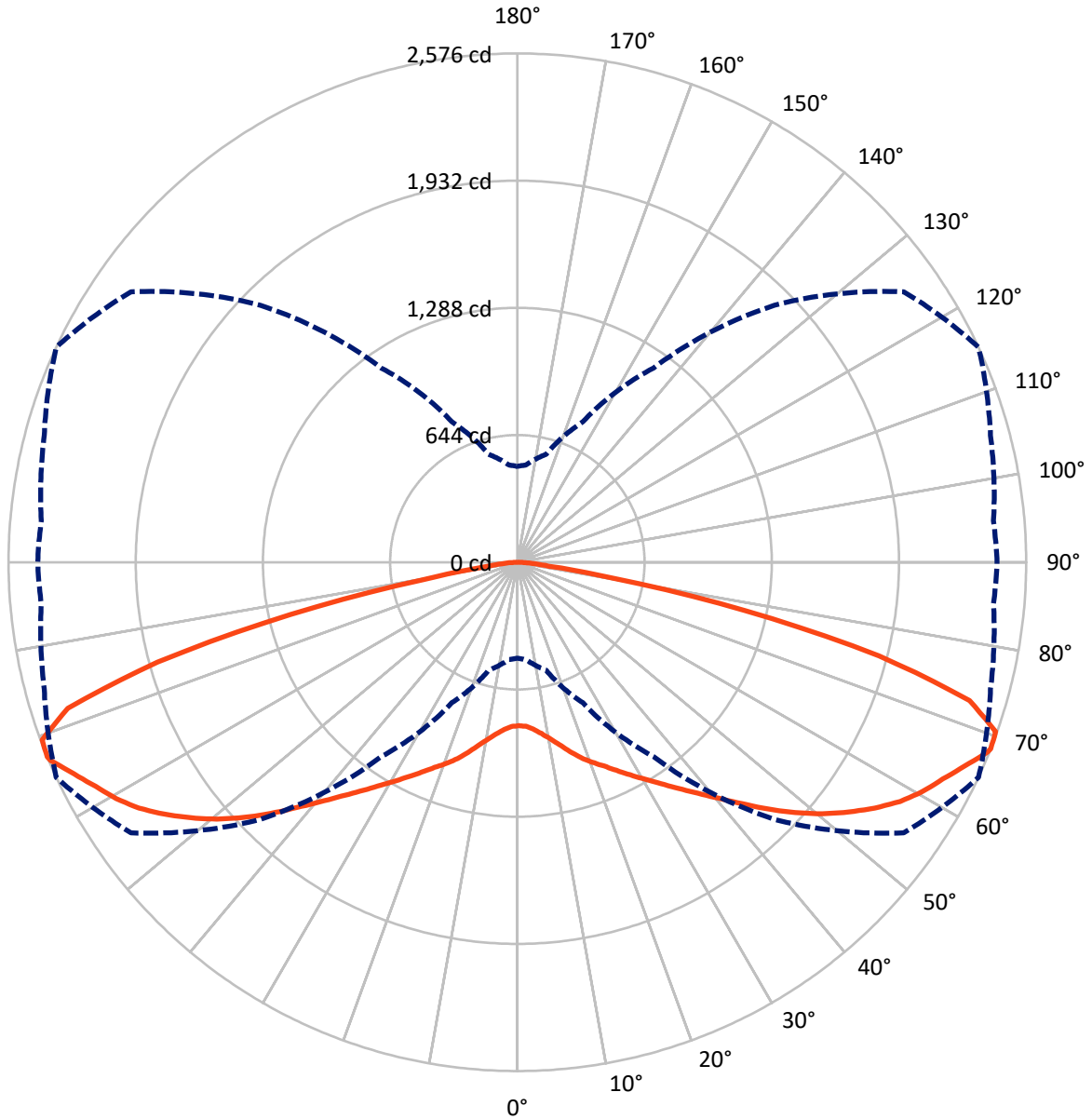
✕ Max cd
 - - - 1/2 Max cd



Based on 10 foot mounting height. Maximum calculated value = 9.4 fc
 Type III - Short - N/A

REPORT NUMBER: P386159
CATALOG NUMBER: GWC-SA1D-735-U-RW

Luminous Intensity Polar Plot



— Vertical Plane Through 65-Deg Lateral - - - Horizontal Cone Through 68-Deg Vertical

REPORT NUMBER: P386159

CATALOG NUMBER: GWC-SA1D-735-U-RW

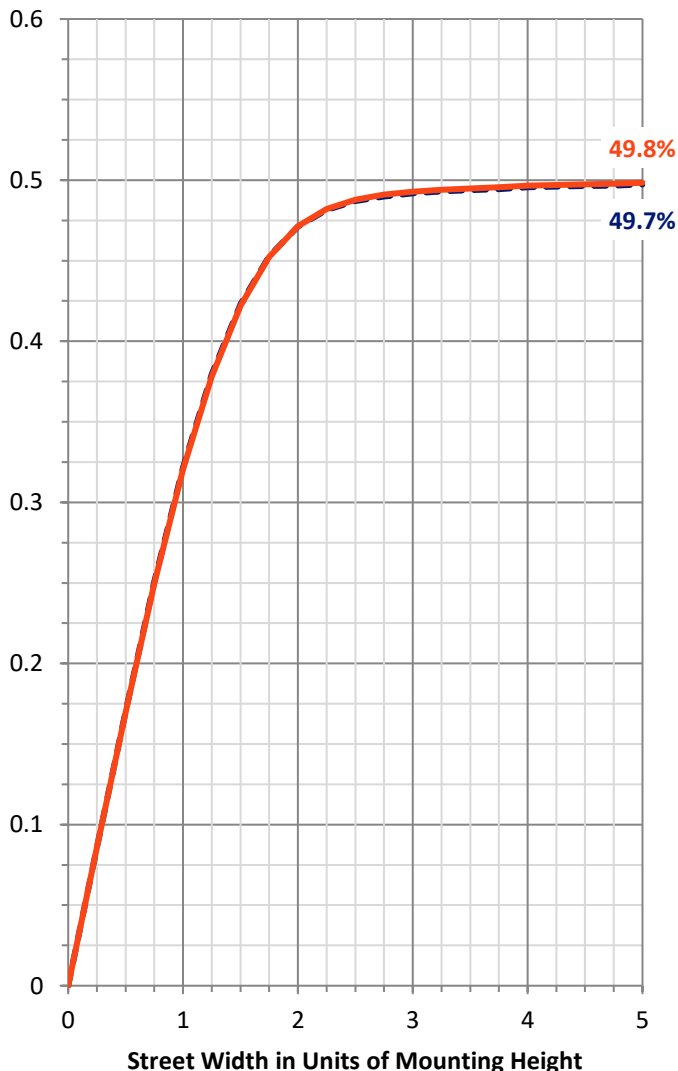
FLUX DISTRIBUTION:

		Downward	Upward	Total
House Side	Lumens	3979.3	0.0	3979.3
	% Fixture	50.0	0.0	50.0
Street Side	Lumens	3979.3	0.0	3979.3
	% Fixture	50.0	0.0	50.0
Total	Lumens	7958.5	0.0	7958.5
	% Fixture	100.0	0.0	100.0

ZONAL LUMENS:

Zone	Lumens	% Fixture
0°-10°	81.0	1.0
10°-20°	271.3	3.4
20°-30°	528.9	6.6
30°-40°	888.6	11.2
40°-50°	1400.1	17.6
50°-60°	1872.4	23.5
60°-70°	1820.2	22.9
70°-80°	995.0	12.5
80°-90°	101.2	1.3
90°-100°	0.0	0.0
100°-110°	0.0	0.0
110°-120°	0.0	0.0
120°-130°	0.0	0.0
130°-140°	0.0	0.0
140°-150°	0.0	0.0
150°-160°	0.0	0.0
160°-170°	0.0	0.0
170°-180°	0.0	0.0
0°-90°	7958.5	100.0
0°-180°	7958.5	100.0

Coefficient of Utilization



REPORT NUMBER: P386159

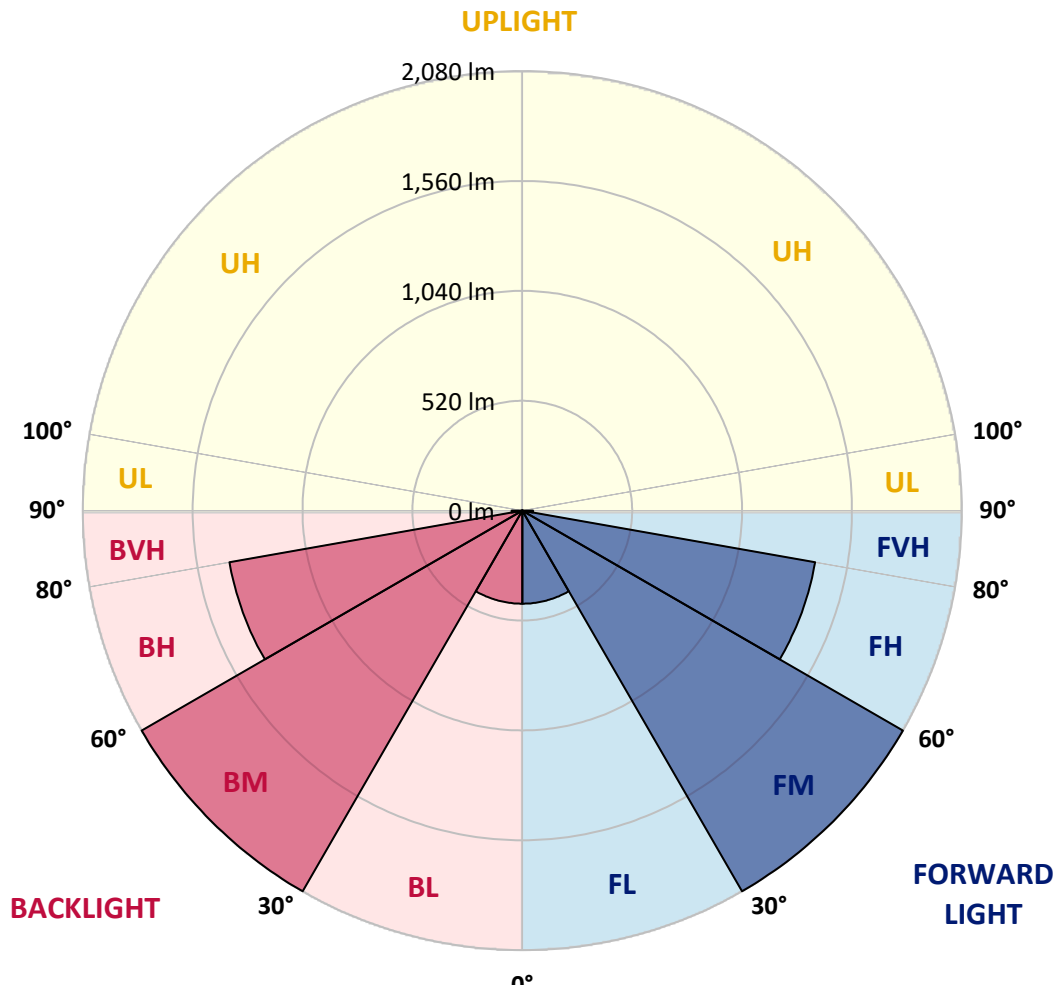
CATALOG NUMBER: GWC-SA1D-735-U-RW

LUMINAIRE CLASSIFICATION SYSTEM LUMEN TABLE AND BUG RATING:

Zone	Lumens	% Fixture	Zone Rating/Lumen Limit		
			B	U	G
FL (0°-30°)	440.6	5.5			
FM (30°-60°)	2080.5	26.1			
FH (60°-80°)	1407.6	17.7			G1/1800
FVH (80°-90°)	50.6	0.6			G1/100
BL (0°-30°)	440.6	5.5	B1/500		
BM (30°-60°)	2080.5	26.1	B2/2500		
BH (60°-80°)	1407.6	17.7	B3/2500		G3/2500
BVH (80°-90°)	50.6	0.6			G1/100
UL (90°-100°)	0.0	0.0		U0/0	
UH (100°-180°)	0.0	0.0		U0/0	

BUG Rating: B3-U0-G3

Type III Short





REPORT NUMBER: P386159
 CATALOG NUMBER: GWC-SA1D-735-U-RW

CANDELA DISTRIBUTION (FULL):

	0°	5°	15°	25°	35°	45°	55°	65°	75°	85°	90°
0°	827.5	827.5	827.5	827.5	827.5	827.5	827.5	827.5	827.5	827.5	827.5
2.5°	821.6	821.9	823.2	824.8	826.2	829.7	830.4	831.7	832.3	833.6	833.6
5°	814.5	814.9	818.1	822.4	827.2	835.8	841.9	848.8	852.3	856.1	855.8
7.5°	813.6	814.9	819.5	826.5	834.5	848.6	861.4	875.2	884.6	893.2	892.6
10°	821.9	824.0	830.4	840.9	852.9	870.4	889.4	908.1	924.4	937.4	938.0
12.5°	834.5	837.1	847.2	863.0	881.2	903.8	926.2	947.3	969.7	989.2	990.8
15°	851.0	854.5	869.7	893.2	920.9	947.8	971.9	993.5	1019.3	1046.3	1049.0
17.5°	875.5	880.3	900.3	932.1	968.7	998.3	1023.4	1039.6	1061.2	1089.0	1094.1
20°	912.9	919.0	944.4	982.2	1026.9	1057.8	1077.0	1080.5	1091.1	1116.0	1121.8
22.5°	961.5	966.8	995.1	1040.2	1090.1	1123.7	1133.8	1119.9	1118.9	1138.9	1144.6
25°	1015.7	1020.5	1053.2	1104.0	1157.6	1194.7	1194.4	1167.5	1148.8	1164.3	1170.1
27.5°	1076.5	1084.0	1115.4	1168.8	1226.2	1262.7	1260.6	1219.0	1183.4	1187.5	1192.6
30°	1146.3	1154.7	1185.3	1239.5	1296.9	1332.6	1330.0	1275.0	1221.7	1211.0	1214.7
32.5°	1233.1	1243.0	1272.0	1325.5	1376.1	1408.4	1400.7	1335.8	1267.5	1244.3	1247.8
35°	1337.4	1343.3	1374.1	1426.6	1467.7	1489.8	1473.5	1406.3	1325.7	1297.7	1297.7
37.5°	1443.1	1447.7	1482.1	1533.1	1572.8	1584.6	1552.8	1483.4	1401.8	1362.0	1362.8
40°	1544.6	1556.8	1595.5	1647.8	1687.1	1690.3	1648.1	1571.5	1486.3	1445.3	1450.0
42.5°	1650.4	1662.4	1708.7	1767.8	1802.6	1807.9	1758.5	1670.2	1581.8	1548.5	1553.9
45°	1744.9	1754.5	1807.9	1876.7	1920.0	1933.8	1875.4	1783.3	1685.2	1652.6	1653.9
47.5°	1810.9	1823.4	1882.1	1963.2	2026.2	2047.5	1990.2	1893.5	1786.8	1747.4	1750.8
50°	1870.6	1877.3	1936.8	2025.4	2105.5	2149.5	2100.4	2002.4	1889.6	1847.7	1851.4
52.5°	1904.0	1912.5	1970.2	2062.4	2157.2	2228.2	2198.3	2100.4	1988.8	1948.0	1952.5
55°	1880.8	1887.1	1956.3	2070.8	2189.3	2276.8	2281.3	2196.2	2086.2	2050.5	2063.3
57.5°	1775.1	1783.1	1867.4	2017.3	2193.2	2309.6	2343.8	2285.1	2177.2	2148.1	2155.6
60°	1609.9	1615.0	1704.9	1873.5	2115.3	2323.2	2383.5	2357.6	2266.4	2237.3	2247.4
62.5°	1315.5	1323.0	1430.6	1656.6	1950.7	2282.9	2421.9	2417.6	2349.3	2322.7	2331.8
65°	899.3	912.3	1031.4	1317.1	1696.9	2159.6	2456.9	2487.6	2422.7	2389.1	2401.1
67.5°	543.1	552.6	638.9	869.7	1298.5	1910.9	2420.8	2567.1	2474.5	2420.3	2430.2
68°	485.4	494.2	566.3	784.8	1201.1	1840.7	2388.0	2576.2	2480.1	2419.8	2428.6
70°	293.3	299.1	347.5	485.1	800.8	1460.2	2164.2	2568.7	2515.9	2427.3	2432.4
72.5°	191.1	193.0	200.9	248.9	409.1	816.5	1624.3	2393.7	2569.5	2470.8	2469.9
75°	158.8	157.7	158.5	164.1	201.8	358.1	949.2	1890.9	2449.4	2402.2	2385.4
77.5°	134.2	133.4	133.1	133.4	135.0	172.9	412.0	1177.9	1874.4	2124.9	2139.8
80°	108.6	107.6	111.0	109.4	104.6	107.6	172.7	489.9	883.5	950.5	890.7
82.5°	79.0	75.0	89.9	85.7	81.6	75.8	95.3	158.3	210.8	144.7	101.6
85°	60.9	56.6	68.3	65.7	56.1	38.7	56.6	77.4	85.4	48.8	38.4
87.5°	24.8	26.1	49.4	39.0	32.8	18.7	23.2	31.0	41.6	20.9	16.0
90°	0.0	0.0	0.0	0.0	0.0	0.0	0.0	0.0	0.0	0.0	0.0

Signify Classified - Internal
Cooper Lighting Solutions Photometric Lab
1121 Highway 74 South
Peachtree City, GA 30269

Scaled Data Report



Report Generated By 670245982

Signify Classified - Internal
Cooper Lighting Solutions Photometric Lab
1121 Highway 74 South
Peachtree City, GA 30269

Scaled Data Report



Signify Classified - Internal
Cooper Lighting Solutions Photometric Lab
1121 Highway 74 South
Peachtree City, GA 30269

Scaled Data Report



Signify Classified - Internal
Cooper Lighting Solutions Photometric Lab
1121 Highway 74 South
Peachtree City, GA 30269

Scaled Data Report





--- HS — SS

Signify Classified - Internal
Cooper Lighting Solutions Photometric Lab
1121 Highway 74 South
Peachtree City, GA 30269

Scaled Data Report



u

Signify Classified - Internal
Cooper Lighting Solutions Photometric Lab
1121 Highway 74 South
Peachtree City, GA 30269

Scaled Data Report



(END OF REPORT)